

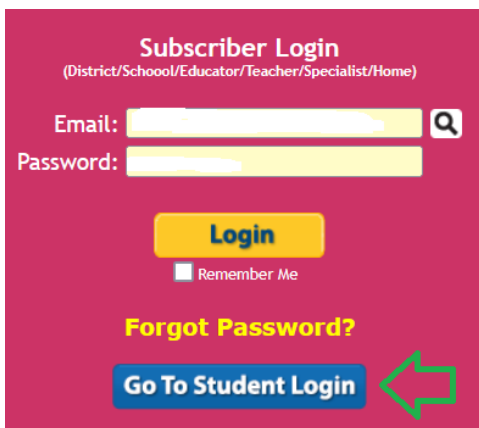
HearBuilder

HearBuilder (K-Grade 8) is an online literacy program that provides systematic instruction in basic concepts, following directions, phonological awareness, sequencing, and auditory memory.

This subscription is not available to HCOS Registered students.


Logging In

1. Navigate to [HearBuilder](#) and select the student login button.

A screenshot of the 'Subscriber Login' form. The form has a pink background. At the top, it says 'Subscriber Login' in bold, followed by '(District/School/Educator/Teacher/Specialist/Home)' in smaller text. Below this are two input fields: 'Email:' and 'Password:'. To the right of the 'Email:' field is a magnifying glass icon. Below the input fields is a yellow 'Login' button. Under the 'Login' button is a checkbox labeled 'Remember Me'. Below the checkbox is a yellow link that says 'Forgot Password?'. At the bottom is a blue button that says 'Go To Student Login'. To the right of this button is a green arrow pointing left.

2. Enter your username, password, and the login code given to you by your support teacher.

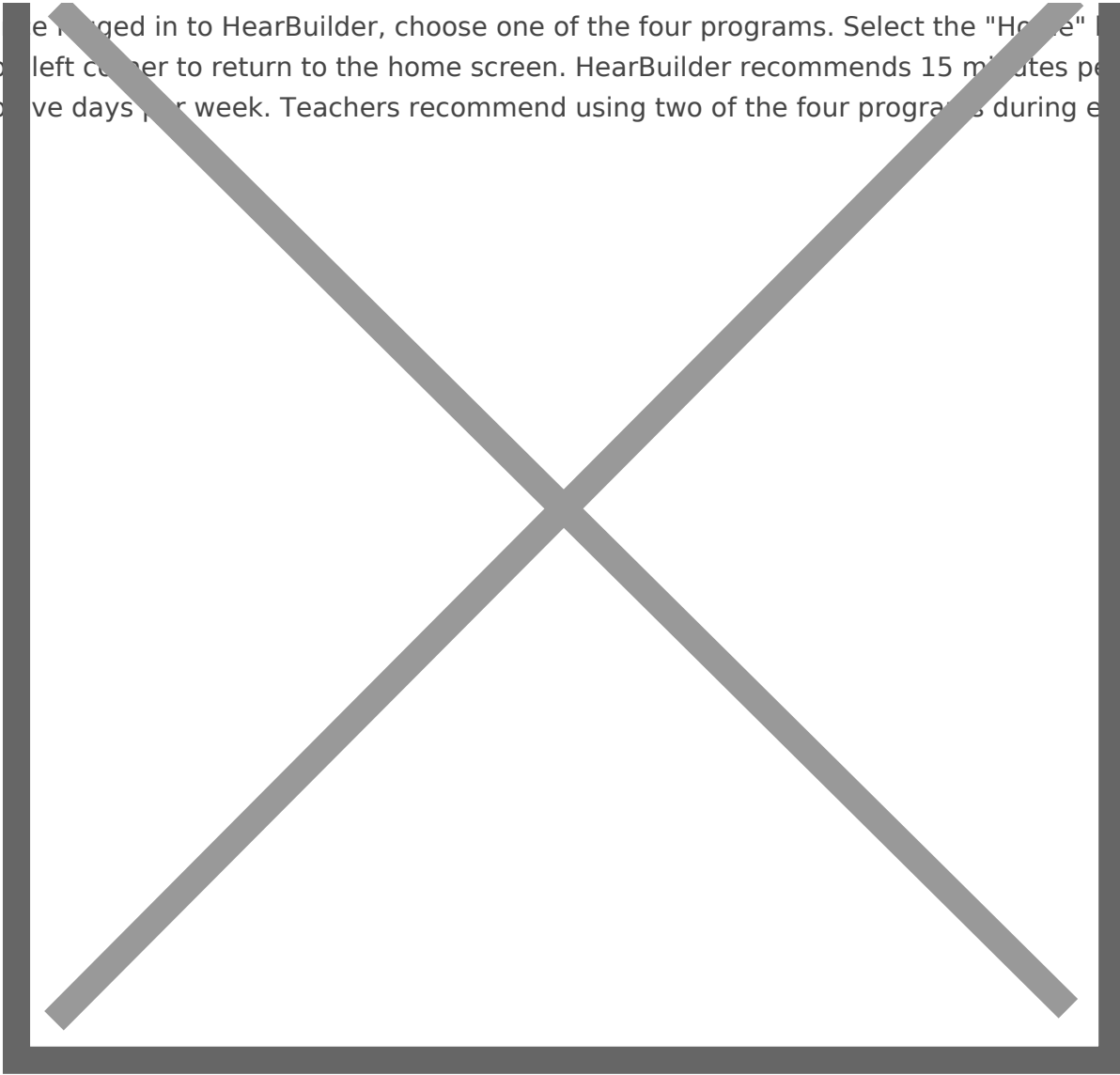
Image not found or type unknown



HearBuilder has a limited number of seats. It is available by referral from your support teacher.

Navigation & Use

Once logged in to HearBuilder, choose one of the four programs. Select the "Home" button in the top left corner to return to the home screen. HearBuilder recommends 15 minutes per day for four to five days per week. Teachers recommend using two of the four programs during each use.



Using HearBuilder on an iPad

HearBuilder works best when used on a computer. When using an iPad all four of the HearBuilder program apps, seen in the picture above, must be downloaded individually.

Revision #16

Created 13 March 2024 21:43:49 by Margaret Basaraba

Updated 3 March 2025 17:11:23 by Margaret Basaraba