

BrainPOP Science

BrainPOP Science (Grades 6-8) empowers students to do, discuss, and analyze scientific ideas through inquiry-based investigations, virtual science and engineering experiments, and claim-evidence-reasoning processes.

This subscription is not available to HCOS Registered students.


Logging In

There are five steps to log in to BrainPOP Science.


Step 1: Contact your support teacher and request a BrainPOP code.

Step 2: Navigate to [BrainPOP Science](#). Select the “Log in” button at the top right of the page, and select “I am a kid” from the drop-down menu.


Step 3: Select “Have a class code?” in the bottom right of the screen.



Step 4: Enter the code from your support teacher.



Step 5: Select "Create Account" or "Log in" (if your teacher gave you a username and password),



to access your classroom.

Navigation & Use

Your support teacher will assign work for you to complete. Follow the instructions and complete the assignments.

Assignments will be cleared on July 1st. Please take screenshots of anything you'd like to save or recreate.

Revision #25

Created 12 February 2024 22:17:30 by Margaret Basaraba

Updated 1 November 2024 19:38:42 by Margaret Basaraba