

Touch-type Read & Spell

Description

Touch-type Read and Spell (TTRS)(Gr. 2 -12) is a typing course that is a highly accessible, multi-sensory course that teaches touch-typing, reading, and spelling at the same time. It is an excellent resource for students challenged by dyslexia.

This Subscription is available to Enrolled, and Flex families.

TTRS Described

TTRS has 24 levels, each comprising 31 modules. Each module contains words organized into groups of spelling patterns. Students practice typing these patterns using the correct fingering for touch-typing. At the end of every four modules, there is a dictation module to reinforce patterns previously practiced.

The first eight modules of Level 1 include multi-sensory intuition to establish touch-typing skills, built upon in the first two levels.

Each student is given a personal access login and can easily review the record of accomplishment and progress.

The course begins with CVC (Consonant Vowel Consonant) words and progresses through the word lists used in the text book Alpha to Omega by Dr Beve Hornsby and Frula Shear.

Customize the keyboard and screen for sensory comfort and support.

This course is designed for students who also have difficulty synthesizing phonemes. Engaging the skill of touch-typing aims to provide an additional avenue of learning. Touch-typing is an essential skill for many dyslexic people with literacy difficulties.

Logging In

Log in to [the Search Portal](#) with your Encom username and password.

Select the Subs/Password tab.

Scroll down to TTRS and select the link beside it.

Fill in the form and submit it. The form goes to [Margaret Basaraba](#), who will set up an account for your student. Margaret will contact you with login information.

Log in at [TTRS](#) with your username and password when you receive your login information.

Image not found or type unknown

Using the Subscription

Once you have logged in to the dashboard, you will see the bar at the top where you can access the courses, your stats, subjects, messages, settings, notifications, and your profile information.

Image not found or type unknown

For more information on adjusting settings, click [here](#).

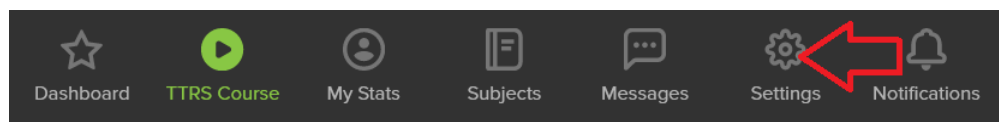
It may also be helpful to download this free, printable [daily checklist](#) to keep track of your practice.

The "Subjects" tab allows students to choose to practice words within their areas of interest. eg. Art, Fitness, Gaming, and Music.

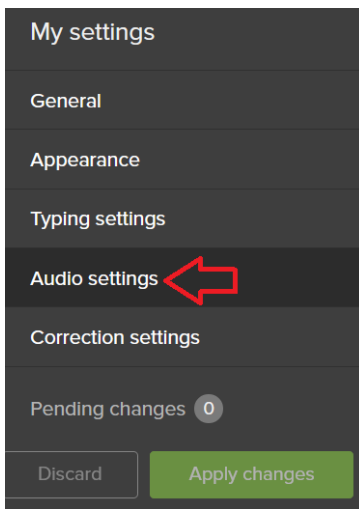
Turning Audio Off

TTRS has set up the Subscription to read the words that are being typed. The audio track accompanies the letters as they appear on screen, reinforcing sound-letter correspondence, which is a crucial skill for sounding out words in reading.

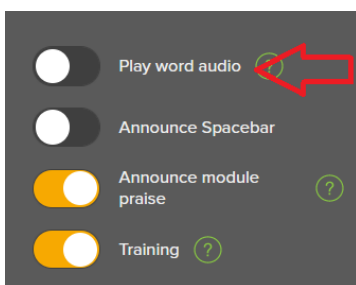
If you wish to turn the audio off select "Settings" from the top menu bar.



Select "Audio Setting" from the left menu bar.



Select the "Play word audio" button on the right of the screen so that it turns gray. Then Select the green "Apply Changes" button on the left of the screen.



Troubleshooting

Questions

You can contact [Margaret Basaraba](#) by email for help with any questions.

Revision #7

Created 17 April 2024 18:57:19 by Margaret Basaraba

Updated 15 May 2024 15:15:57 by Margaret Basaraba