

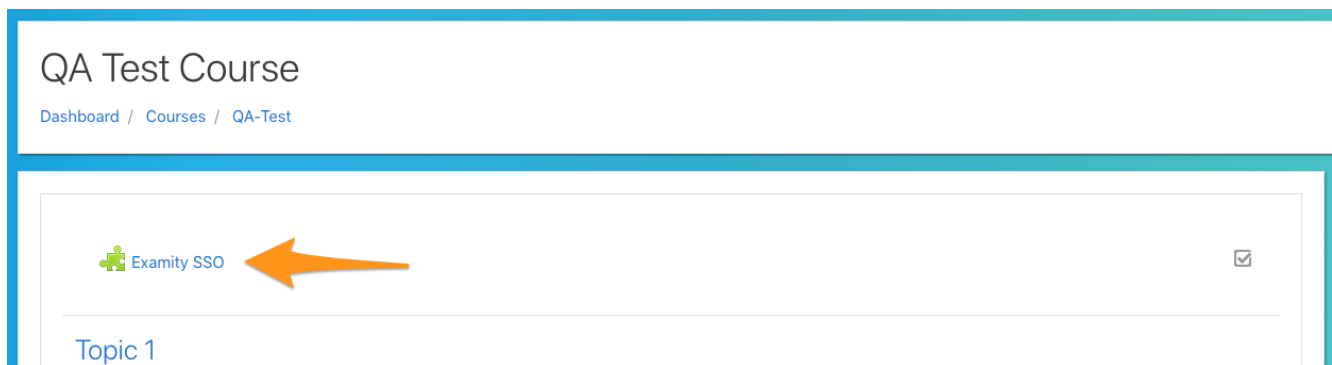
Scheduling Your Exam in Examiity

This page outlines the steps to scheduling and accessing your exam through Examiity.

To view a video on the exam experience, please [click here](#).

Once your Student Profile is completed, you are able to schedule your exams.

Start by clicking the Examiity SSO link within your course.



You will be taken to the scheduling page where you will be able to schedule any exam for courses that require a final proctored exam. From this page, by clicking Profile at the top, you can edit your profile or update picture ID.

Find the exam you wish to register for by locating the Course and Teacher Name and Exam name. Once located, click 'Schedule Exam'.

examiTY
BETTER TEST INTEGRITY

Welcome, Pyotr Parkour Email 1-855-392-6489 7:48 PM ET

Exams Exam history Profile Systems Check Logout

Your Exams

QA Test Course - Instructor: ExamiTY Instructor

ExamiTY integration test

Exam not scheduled

Window: Jun 29, 2020 04:31 PM - Jul 29, 2020 04:31 PM

Exam Entry Closed: Jul 29 @ 3:06 PM

Exam Duration: 1 hour

[View Exam Rules](#)

[Schedule Exam](#)

You can edit your profile here or update your Picture ID

Course and Teacher Name

Exam Name

Click here to schedule an exam.

Only register for exams that you are ready for, and have access too. Registering for exams that are not yet open to you in your course will result in a grade of 0.

A pop up will now appear and you can select the date and time which you wish to write your exam. Please note, that the highlighted days are the days available or remaining within the testing window. Click Next.

Schedule Exam

Current exam appointment

Exam ExamiTY integration test

Course QA Test Course

Exam Window Jun 29, 2020 04:31 PM - Jul 29, 2020 04:31 PM

Exam Duration 1 hour

Select a date and time for your exam

July 2020							Time
Su	Mo	Tu	We	Th	Fr	Sa	ET
28	29	30	1	2	3	4	12:00 AM
5	6	7	8	9	10	11	12:30 AM
12	13	14	15	16	17	18	01:00 AM
19	20	21	22	23	24	25	01:30 AM
26	27	28	29	30	31	1	02:00 AM
2	3	4	5	6	7	8	02:30 AM

Next

The following page confirms your sign up, as well as provides you with any special instructions that are required for your exam. Please read through these carefully. It is highly suggested that you test your system requirements at this time as well. If you show up to your exam without having done so you might have challenges completing your exam.

examity

BETTER TEST INTEGRITY

WELCOME, PYOTR PARKOUR

EMAIL

1-855-392-6489

7:55 PM ET

EXAMS

EXAM HISTORY

PROFILE

SYSTEMS CHECK

LOGOUT

Exam scheduled

You're scheduled to take the Examity integration test for QA Test Course on July 23, 2020 at 02:00 AM. You can reschedule on the dashboard.

Standard Rules

Additional Rules

Special Instructions

✓

Clear your desk and the surrounding area

✓

Stay connected to a power source

✓

No phones or headphones

✓

No dual monitors

✓

No leaving your seat

✓

You must be alone in the room

✓

No Talking

✓

Your webcam, speakers, and microphone must remain on throughout the test

✓

You must stay in view of the webcam for the duration of the test

Check if your system meets exam requirements

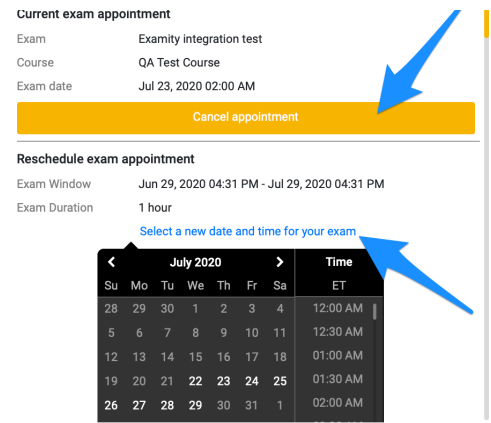
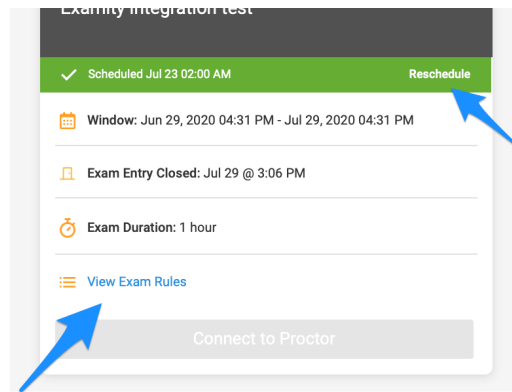
Return to exam dashboard

Dear **Pyotr Parkour**,

Your Exam Information	
Your Exam Appointment ID	1055528
Course Name	QA Test Course
Exam Name	Examity integration test
Appointment Date	Jul 23, 2020 2:00AM

1. Login into the Examity site 15 minutes prior to the start of the session.
2. Please have your ID ready to show before you start your exam.

If you need to reschedule or cancel your exam, log in through the SSO link and click the reschedule in the top right corner of the registered exam. On this block you can also review the rules and instructions for your upcoming exam.



The day of your exam, log into Examity using the SSO link and click Connect to Proctor. Then follow the instructions given by your proctor and you are off and running! Please remember, you must have the Chrome browser installed in order to be successful in taking your exam.

Please ensure to log into Examity no more than 15 minutes prior to your exam.

Revision #7

Created 22 July 2020 23:42:55 by Chelsea Bitgood

Updated 6 March 2024 03:26:22 by Chelsea Bitgood