

ProQuest - Historical BC Newspapers

Description

ProQuest, Historical BC newspapers (Gr. 8-12) includes over 365 million pages of world-class collections, 325 years of historical periodical content, and 350 years of global, national, and regional newspapers.

This Subscription is available to Enrolled, Flex and Registered families.

ProQuest delivers in-the-moment insights historically chronicled from multiple perspectives. ProQuest has launched access to more than 125 years of the historical archives of The Province (1894-2010), the Vancouver Sun (1912-2010), and the Times-Colonist (1884 -2010)—in-depth insights into how stories and perspectives evolved over the decades. Search and browse cover-to-cover local and regional views, events, and people.


Historical newspaper content is among researchers' most sought-after primary source material.

Logging In

Access to ProQuest is through the Focused Education BC Digital Classroom. Use the link for [the BC Digital Classroom](#). (You can find this link in [the Search Portal](#) under the Subs/Password tab. Sign in using your Encom username and password.)


Scroll down to the ProQuest icon and select it.

Image not found or type unknown



Enter the username and password from [the Search Portal](#) into the login box. (Use your Encom username and password to log in to the Search Portal. Then select the Subs/Password tab.)

Image not found or type unknown



Once you have logged in to one of the resources on the Focused Ed page, you can easily move to another resource title without signing in again. Each new resource that you open will open in a new tab.

Using the Subscription


To begin using ProQuest, you must accept cookies at the bottom of the page. Until you do this, the homepage is grayed out.

You can search for Historical BC Newspapers using a basic or advanced search. You can also search by publications or databases. You can see in the picture below that you are searching three databases. In the advanced search, you can limit your search by source, document type, and language after entering your search terms.

Once you have started a search, you can return to the home page by clicking on the ProQuest logo at the top left of the page.



Select the three lines to the left of the ProQuest icon and choose "All databases" from the drop-down menu to search (5) databases.



As seen above, you can select "help" from the drop-down menu to learn more about using the ProQuest search function.

Scroll to the bottom of the page for help using ProQuest.

Troubleshooting

Questions

You can contact [Margaret Basaraba](#) by email for help with any questions.

Revision #3

Created 17 April 2024 16:29:35 by Margaret Basaraba

Updated 15 May 2024 15:13:38 by Margaret Basaraba