

Live It Earth

Description

Live It Earth (Gr. K - 8) produces an excellent, live, online, interactive program.

This Subscription is available to Enrolled and Flex families.

Live It Earth has new cross-curricular activities and challenges eight times a school year. They encourage learning away from screens. Once a month, a live video presentation called "Feature Show" can be entered and interacted with. Then, that presentation will be saved to the dashboard and can be freely accessed.

Logging In

Live It Earth is entered through your support teacher's classroom. Contact your support teacher and ask for a seat in their classroom. Your teacher will give you a passcode.

Log in [here](#).


Scroll to the bottom of the page and select the Live It Earth icon.

Image not found or type unknown




The first time you log in, select the "Login" button.

Image not found or type unknown




Enter your student passcode that your teacher assigned to you. Select log in.

Image not found or type unknown




The next time you log in, select "login"

Image not found or type unknown



Enter your passcode.

Image not found or type unknown



Live It Earth will take you directly into your account.

Select the small animal icon at the top right of the page to log out.

Image not found or type unknown



Using the Subscription

Search the Programs

Select the “Programs” Tab at the top of the page to see previous programs.

image.png
Image not found or type unknown

Each show is about half an hour long. Select a topic.

Challenges, explorations, and resources can be found by scrolling down.

Challenges include STEAM, a story and a game. Some challenges include career pathways.

Explore through Deep Dives into your topic.

Resources include the slideshow, checklist, glossary, and an inquiry guide.


Search the Resources

Select the "Resources" tab on the bar at the top of the page.

Scroll down the page. Pro-D, Career Pathways, Inquiry Guides, and their wonderful Slideshows are all available in one place.

French Language

You can toggle back and forth between English and French languages by using the drop-down menu at the top right of the page.



Troubleshooting

Questions

You can contact [Margaret Basaraba](#) by email for help with any questions.

Revision #6

Created 15 April 2024 20:26:21 by Margaret Basaraba

Updated 15 May 2024 15:03:57 by Margaret Basaraba