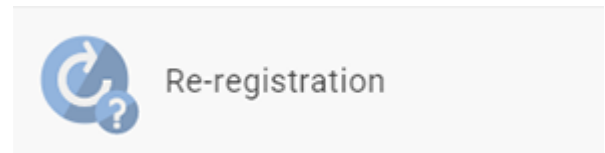
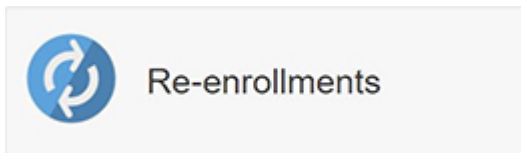


# How to Re-Enroll or Re-Register at HCOS & Flex Academy

This page highlights the process to follow when re-enrolling or re-registering at HCOS.

- Sign in to your [Encom account](#)
  - If you do not recall your password, please go [here](#).
  - If you are unsure of your Username, don't hesitate to contact [tickets@onlineschool.ca](mailto:tickets@onlineschool.ca)
- Click the appropriate button based on your child's program:



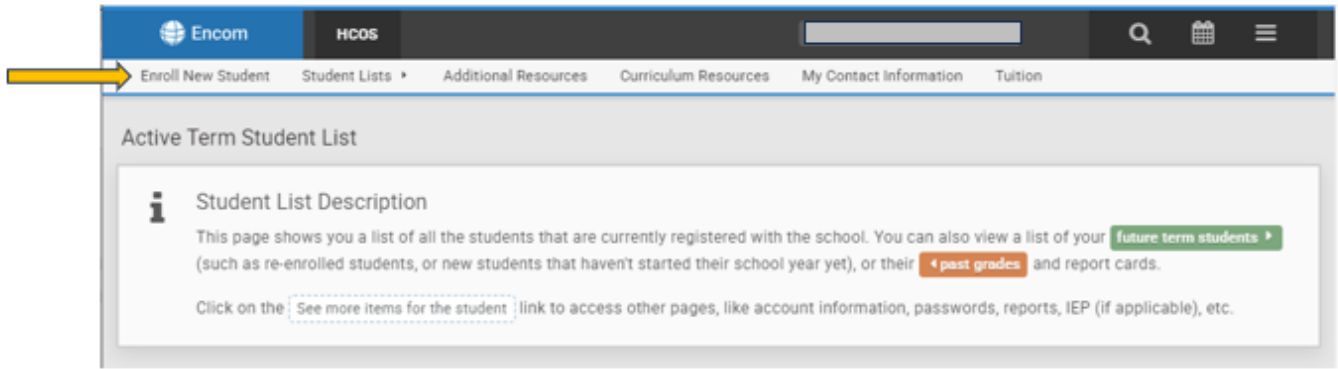
- Read through the instructions, select **Yes** or **No**, and press the **Save and Continue** button to complete.
- Follow the instructions on the screen to complete the process.

PO Numbers will be issued and can be used near the end of April during the week of [HCOS Connect](#).

If you have any questions or need assistance, don't hesitate to contact the HCOS Office ([office@onlineschool.ca](mailto:office@onlineschool.ca)) or 1-877-862-2375.

If your student is in the Home School Registered program, we have made it possible for you to follow the steps above to re-register.

How to **enroll a new sibling** (any grade):



Revision #23

Created 5 February 2019 17:04:38 by Caitlin Village

Updated 9 January 2026 18:29:04 by Bri Dyck