

Gale Databases

Description

GALE Cengage Learning(Gr. 8 - 12) is one of the world leaders in research and educational publishing for libraries and schools. It includes full-text magazine and newspaper articles and articles from over 600 online databases with up-to-date subject matter.

This Subscription is available to Enrolled, Flex and Registered families.

The site includes the following resources:

Gale in Context - Canada

Gale in Context - Canada is an engaging online experience for those seeking contextual information on a broad range of Canadian topics, people, places, and events. The solution merges GALE's authoritative and continuously updated reference content, written from a Canadian perspective, with full-text magazines, academic journals, news articles, primary source documents, images, videos, audio files and links to vetted websites organized into a user-friendly portal experience.

Gale in Context: Global Issues

Gale in Context: Global Issues offers international viewpoints on global issues, topics, and current events, including information on countries, geography, civics, and discussion of science issues. Resources may be used as a springboard for critical thinking and analysis of social, political, military, economic, environmental, health, and cultural issues. Through an array of multimedia and interactive presentations, including a text-to-voice reading option, students have access to articles, references, periodicals, and primary source and statistical information.

Gale in Context: Science

Gale in Context: Science is an engaging online experience for those seeking contextual information on hundreds of today's most significant science topics. The solution merges GALE's authoritative and continuously updated reference content with full-text magazines, academic journals, news articles, experiments, images, videos, audio files and links to vetted websites organized into a user-friendly portal experience. Note that the Science in Context site also includes some Math topics.

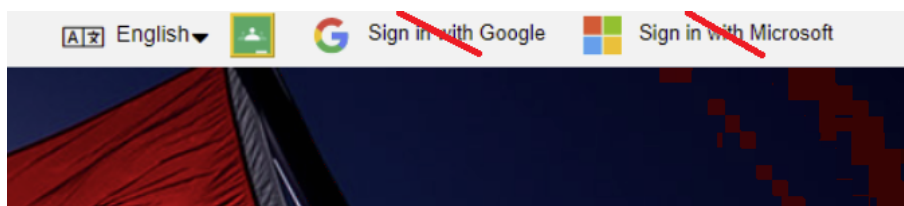
Gale Power Search

Gale PowerSearch is a search platform unlike any other, providing libraries with a sophisticated yet simple solution for managing a wealth of periodical, reference, multimedia and primary source information.

Logging In

Gale Cengage is accessed through the Focused Education site. Go to [the Search Portal](#) and select the Subs/Passwords tab to find the username and password. Select the Subscription that you wish to use and enter the username and password.

You may see this login area at the top right of the page as you move between Gale Cengage resources. Do not log in again at the top of the page. Scroll down and begin using the resource.




Once you have logged in to one of the resources on the Gale Cengage page, you can easily move to another resource title without having to sign in again. Gale Cengage will allow you to move between resources after having signed in only once. Each new resource that you open will open in a new tab.

Using the Subscription

Advanced Search

Limit your search results by using “Advanced Search.”



Topic Finder

Search a topic such as “First Nations.” “Topic Finder” buttons can then be used to bring up helpful suggestions for further searches.



Topic Finder can be visualized as tiles or a wheel. Below is the result of a search for “First Nations.”





Image not found or type unknown



Resources


Select the Gale logo at the top of the page to return to the desktop. Scroll to the bottom of that page to find helpful resources.

Image not found or type unknown



The Educator Resources tab, seen above, has a great “Research Toolkit” with many “tip sheets” to help your student fine-tune their research skills.

Image not found or type unknown



Differentiation

Note that each article has an icon which will indicate the content level and Lexile measure, and the Advanced Search offers search by Lexile measure. E.g.

Image not found or type unknown

Once you have a list of search results in advanced search, you can limit your search by content level from the navigation on the left side:

Image-1651697869581.png

Using the "Tools" menu above the text, students may choose to translate the article into any one of many languages., change font size, or access the "Listen" toolbar.

Image-1651698299699.png

The "Listen" toolbar allows articles to be read aloud or downloaded as an .mp3 audio file. This toolbar has a 'gear icon,' which opens up the option to highlight words and sentences or change the colour of the text. There is the option for "Enhanced Text Visibility", which is helpful for students with autism. The speed at which the article is read can be adjusted, as well as automatic scrolling and popups.

Image not found or type unknown

Image-1651698473655.png

Learning a new language?

Once you have opened a document, the translate button will allow a student to pick a different language in which to read a document.

Image-1651698743478.png

Once the language has been chosen, the student can choose the "complete translation" button. This allows the speaker button to be used to hear the document in the language that has been chosen. Each word is highlighted as it is spoken. This could be very useful when learning a second language.

Image-1651699142510.png

Image-1651699197189.png

Then, a student can use the gear button to slow down the audio for easy listening.

Image-1651699408943.png

Troubleshooting

Questions

You can access Margaret Basaraba by email at margaret.basaraba@onlineschool.ca for help with any questions.

Revision #9

Created 13 March 2024 19:32:59 by Margaret Basaraba

Updated 25 April 2024 20:38:03 by Margaret Basaraba