

Encom Access & Icon Explanation

Encom is a database in which student records and reports are stored. This can be considered to be the 'office' area of the school and it is separate from the site in which the online courses are posted, which is called Brightspace, and you can login to it here [Brightspace](#).

In Encom, the following is visible for each student: basic information (address, phone numbers etc.), course list, student learning plans (SLP) for Individualized subjects, resource budget information, and report cards. Any errors in information can be shared with your support teacher or directed to the main HCOS Office at info@onlineschool.ca.

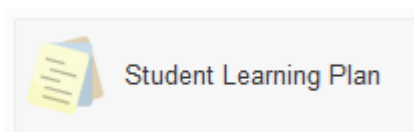
When a student is enrolled, parents/guardians are emailed a User Name and Password for Encom. Please save this information and be sure to record it **exactly** as it is sent so it can be found easily when needed to access Encom.

To access Encom, go to www.onlineschool.ca

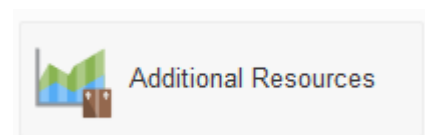
If you forget your username and/or password please contact [Tech Support](#)

When you access Encom, this is approximately what you will see. Please take the time to become familiar with the various components of Encom.

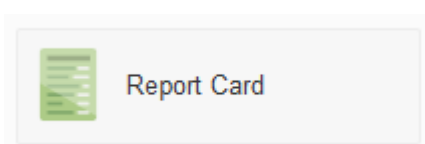
The Main Icons Used by Parents/Guardians



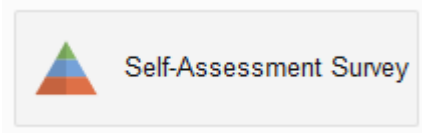
The **Student Learning Plan** (SLP) is an outline of the courses, activities, goals, and resources used by each student throughout the course of the year. Teachers collaborate closely with parents/guardians before it is written. When it is complete, it is important to review the SLP to see if there are any other pieces of info to add or adjust. When the SLP is complete, parents/guardians sign off on it using the **SLP Parent/Guardian Sign-Off** icon link.



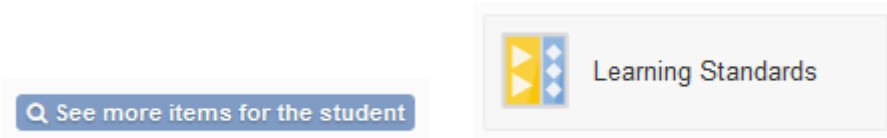
Additional Resources – This icon is where information related to the curriculum budget is tracked. Please check the curriculum budget before making purchases with the Purchase Order number to ensure there are enough funds for the purchase.



The **Report Card** links directly to each student's report card. If there are any difficulties viewing it, please contact the Support Teacher and they can help.

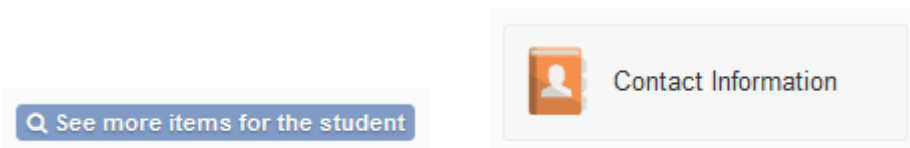


The **Self-Assessment Survey** is completed annually for each student and can be done in combination with the support teacher, student, and parent/guardian. Typically, Support Teachers share information related to this and guide parents through the process.



Select **See more items for the student** to access where the **Learning Standards** for each subject can be searched and viewed. This section of Encom can be useful to what the specific Learning Standards are for each subject.

Note: It is the teacher's job to track the Learning Standards for students and are open to fielding questions on these for each student.



Select **See more items for the student** to access the student **Contact Information** to make sure it's up to date or when it needs to be changed. To see parent/guardian email and other contact information, click on the name above **Guardian** on the main page in Encom. The HCOS Office should be notified of any changes as well at info@onlineschool.ca .

Revision #20

Created 18 July 2018 18:49:59 by Caitlin Village

Updated 6 September 2024 21:14:28 by Kaylee Moerman