

BrainPOP

Description

BrainPOP (Gr. 3 - 8) offers digital educational content with over 800 topics available.

This Subscription is available to Enrolled and Flex families.

BrainPOP (Gr. 3 - 6)

BrainPOP's cross-curricular topics include an animated movie—written with humour in an age-appropriate voice—plus a rich array of supporting features like concept mapping, learning games, playful assessments, and primary source activities. These help build higher-order thinking, cognitive and literacy skills while encouraging reflection and giving students multiple ways to convey comprehension and express themselves. Following each movie clip, students can participate in quizzes, cartoons, and do-it-yourself experiments, and with the click of a button, send their quiz results to their support teacher.

BrainPOP Jr. (K - 3)

BrainPOP Jr. offers digital educational content with over 250 topics. It gently encourages young learners to ask questions and form their ideas. Each curricular topic includes an animated movie, learning games, concept mapping, and interactive features that help extend key concepts and meet the needs of students with different learning styles. Text is read aloud to facilitate comprehension.

BrainPOP Français and BrainPOP Español (Gr. 4 - 8)

BrainPOP Español and **BrainPOP Français** are recommended for grades 4-8. These are intended for students who speak these languages fluently or are looking to reinforce language skills. Bear in mind they are not language-learning tools.

BrainPOP Science (Gr. 6 - 8)

BrainPOP Science is only available for students through the Individual Teacher-led Student Account, not the Shared Account. Please find the BrainPOP Science information on the SOPHIE **[BrainPOP Science](#)** page.

Logging In

There are two account options to sign in with BrainPOP.

- Shared Account – All Enrolled and Flex students share this account. All lessons are accessible. Progress is not saved. BrainPOP Science and Make-A-Movie are not available through this account. Find login information in the [Search Portal](#).
- Individual Student Account – Teachers set up accounts for the students. The student's progress is saved. Make-A-Movie and BrainPOP Science are accessed here.

Shared Account Login

Video Tutorial: [How to log in to the BrainPOP shared account](#)

Log in to BrainPOP at <https://www.brainpop.com/> and use the “log in” button at the top right. This is a shared login site. Students' work is not saved. BrainPOP Science and Make-A-Movie are not available in the Shared Account.




Username and Password are found on the [Subscriptions page](#) in the Search Portal. Enter them below.

Image 1638923689239.png

Choose the shared school account (Student work is not saved.) by selecting “Keep using a shared account” at the bottom of the screen.

Image not found or type unknown



You are in! Enjoy using the shared account!

Individual Account Login with a Class Code

Contact your support teacher to let him or her know you would like this account. Students will receive a class code from their teachers. They will log in at <https://www.brainpop.com/>. Student work is saved in this account. Access BrainPOP Science through this account.


Students will choose the “enter code” button at the top right the first time they log in.

Image not found or type unknown




The students will enter the code that the teacher has given them.


Image not found or type unknown




Select “Create Account” to set the student up in the teacher’s class.




The student will enter their name, create a username and password, and then select “Create Account” at the bottom of the page.




Your successful student will see the page below.



From then on, the student will log in using the “log in” button at the top right of the page.



Next, the student will enter their username and password.




Success! Enjoy using your teacher-led individual BrainPOP account.

To join additional classes, the student just needs to enter the new class code at the top where it says 'enter code' and click submit. Then, they enter their username and password. That should be all it takes to join the new class and begin getting assignments from both teachers.

Using the Subscription


Families can choose what subject to work on when opening BrainPOP, or they can enjoy "Today's Topic." After choosing a subject, it is narrowed down by selecting topics.

Image not found or type unknown



Once a topic is selected, use the BrainPOP resources available to you.

Image not found or type unknown



Troubleshooting

Questions

You can access Margaret Basaraba by email at margaret.basaraba@onlineschool.ca for help with any questions.